



HOME LEARNING PHONICS PACK

Reception

W/B Monday 18th May

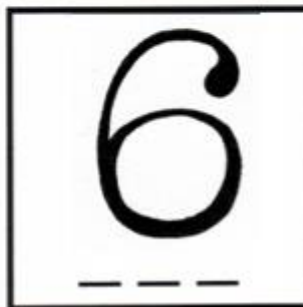


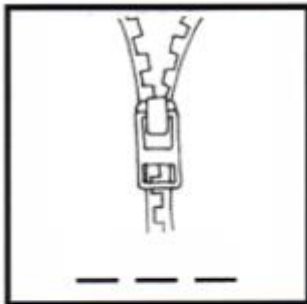
In this pack the children will cover:

- CVC words
- CVCC words
- Review of sounds and spellings in unit 7

WRITING CVC WORDS

Task 1







For this task you should say the full word to your child and let your child use their phonics to write the full word. You can then make a sentence with these words e.g. The doll and the fox sat in a box.









MISSING SOUNDS

Task 2

For the first grid, you should say the full word to your child and let your child use their phonics to write the missing sound. The second grid will require you to say the full word and your child will write the full word using their phonics.

 h u _ p	 c a _ p	 l i _ t
 p o _ d	 b a _ d	 m e _ t

 _ _ _ _	 _ _ _ _	 _ _ _ _
 _ _ _ _	 _ _ _ _	 _ _ _ _



SENTENCE BUILDING

Task 3

Complete one sentence at a time. Ask your child to read each word and put them in order so they make sense. If your child needs a little help, dictate the sentence for them, one word at a time. Then, they can stick the words on a piece of paper. Once they've done that, get them to read the sentence again.

1	fill	the	up	red
	jug!	Let's		
2	the	box.	tin	in
	can	Toss		
3	fell	leg.	Ben	ran,
	cut	and	his	

SOUNDS AND SPELLING PRACTICE

Task 4

This is a recap of some of the sounds taught so far this year. Ask your child to trace over the letters, saying each sound as they do.

l k b l r o u c d e f n p i r s g t v
a x h j m z k b l r o u c d e f n p
i r s g t v a x h j m z k b l r o u
c d e f n p i r s g t v a x h j m z



WORD READING

Task 5

These words all use sounds that were taught earlier in the year. Ask your child to read each word then trace over the word saying the sounds as they are writing. You could also make up a sentence using some of the words and ask your child to write them down as an extension task e.g. The rat fell on the hill in a huff.

mix yes jog kid buzz
fell wag rub hill
mess rat zig fizz bit
huff mill kiss fig