



# HOME LEARNING PHONICS PACK

*Reception*

*W/B Monday 1<sup>st</sup> June*

*In this pack the children will cover;*


- VCC words*
- CVCC words*
- CCVC words*
- Sentence building*
- Review of sounds and spellings from unit 7*

# SPEED READ

## Task 1

Children should read each word on the sheet accurately and fluently. If your child reads a word incorrectly ask them to segment the sounds and read the word again, otherwise reading the full word fluently is encouraged.

**SpeedRead**  
Can you read 10 words correctly  
in 30 seconds?



lamp

ants

sink

lost

imps

pump

and

tusk

kept

cost

lips

melt

elk

bend

jump

hand

limp

milk







asp

nuts

# WRITING WORDS

## Task 2

Your child should write the word that matches the picture. You may need to say the word more than once for your child. They should be encouraged to say the sounds as they write the word down.

		
— — — —	— — — —	— — — —
		
— — — —	— — — —	— — — —

Can you write a sentence using one of these words?

---

---

---

---

# SENTENCE BUILDING

## Task 3

Cut up the words in each sentence, one sentence at a time. Ask your child to read each word and put them in order so they make sense. If your child needs a little help, dictate the sentence for them one word at a time. Then, they can stick the words on a piece of paper. Once they've done that, get them to read the sentence again.

1	hot	Sam	in	got
	mac.	his		
2	the	cat	on	The
	sat	hat.		
3	bag.	got	a	Sam

# SOUND AND SPELLING PRACTICE

## Task 4

*This is a recap of some of the sounds taught so far this year. Ask your child to trace over the letters, saying each sound as they do.*

y x ff y ll j x ss w x z ff y j x y ss z x

w ll z y x y ff x ss j y ll j ss y x w ff y

k ss r x u ff l ll y ss x x y ff u k y r ll

a b c d e f g h i j k l m n o p r s t u v w x y z



# WORD READING

## Task 5

*These words all use sounds that were taught earlier in the year. Ask your child to read each word then trace over the word saying the sounds as they are writing. You could also make up a sentence using some of the words and ask your child to write them down as an extension task e.g. Jill the doll was in the box next to Rex.*

box

yell

six

doll

kiss

off

Jeff

gull

moss

yes

Jill

bell

will

mess

Rex

wax

yam

puff