


Task 1

Ask your child to read the words in the first grid and have a go at writing them using their phonics. For the second grid you should say the full word to your child and let your child use their phonics to write the missing sound.




p u ff




s i x



c u ff




— — —




— — —




— — —



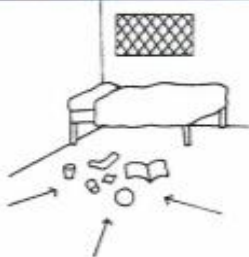
y _ p



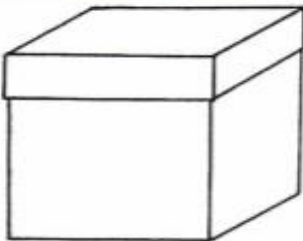
s _ x




p _ ff



m _ ss



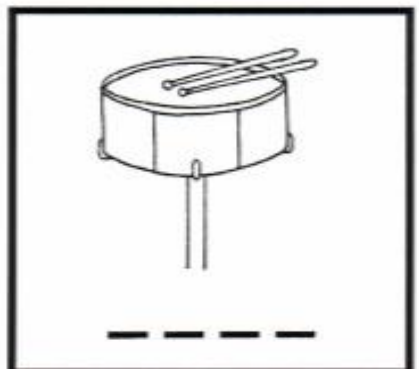
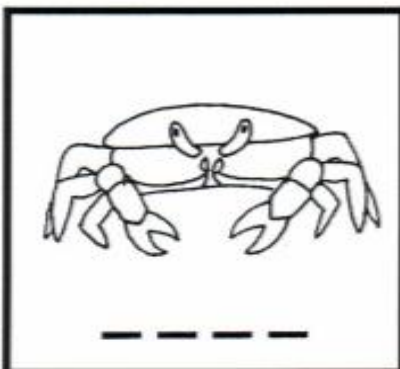
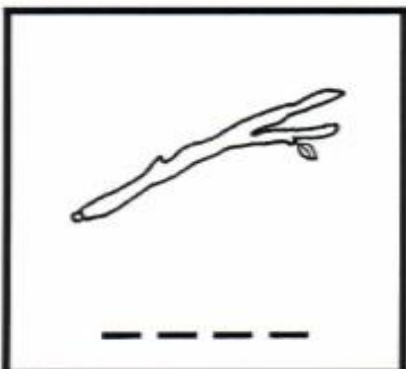
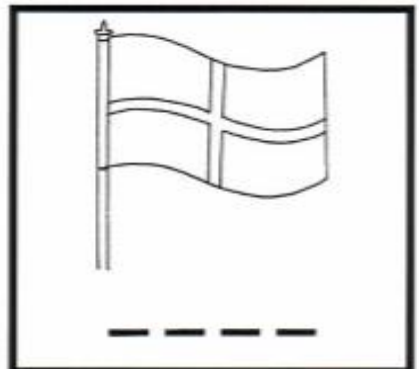
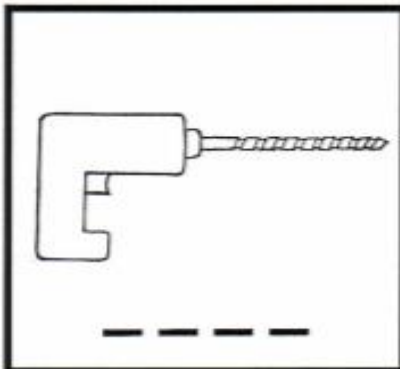
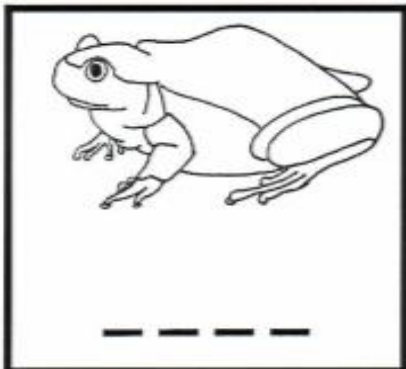
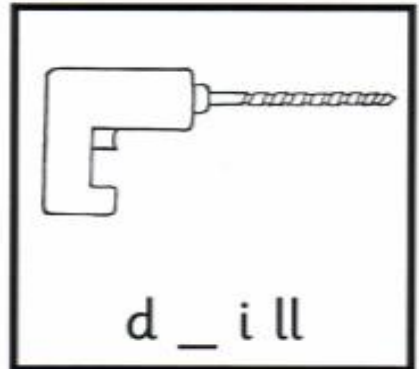

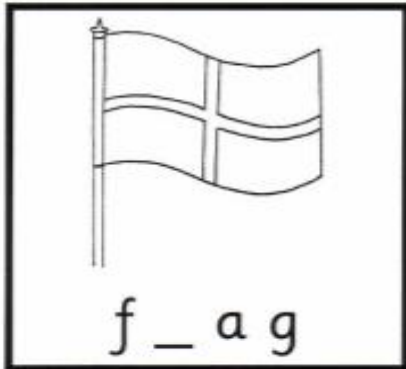

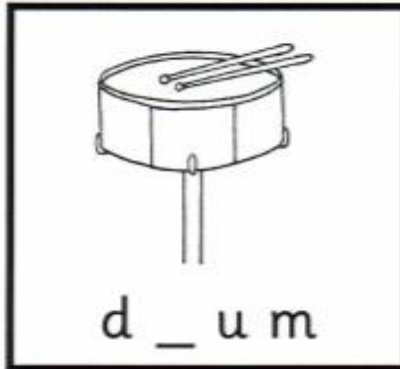
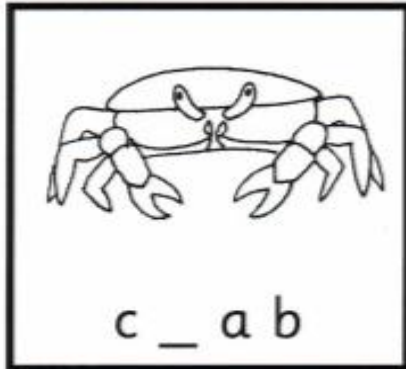
b _ x



b _ ll





Task 2

For the first grid you should say the full word to your child and let your child use their phonics to write the missing sound. The second grid will require you to say the full word and your child will write the full word using their phonics.



Task 3

Cut up the sentences and ask your child to read each sentence and match it to the correct picture. You could extend this by taking away each sentence and dictating it for your child to write on their own using their phonics.

	
	
Sam sat on a mat.	Pip sat on Sam.
Pip sat on a pot.	Pip is on a mat and Sam is on top.

Task 4

This is a recap of some of the sounds taught so far this year. Ask your child to trace over the letters, saying each sound as they do.

p k e l h v r b u o f r g l n u c d k s

r k g u h l v k b l u e k c r d u l f r

l u f l u r k v r l u k d r k l u e k r

k l r u u r l k l u r k r u l k r k l u u

Task 5

These words all use sounds that were taught earlier in the year. Ask your child to read each word then trace over the word saying the sounds as they are writing. You could also make up a sentence using some of the words and ask your child to write them down as an extension task e.g. The red bug is on his leg.

bug

up

leg

nut

rag

fun

Kim

lip

red

rub

Ken

lap

gum

fig

kit

cup

log

sum