



# HOME LEARNING PHONICS PACK

*Reception*

*W/B Monday 29th June*

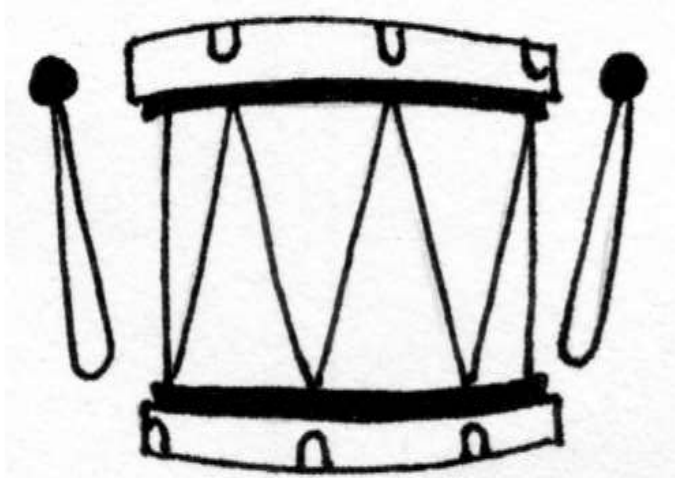
*In this pack the children will cover;*

- CVCC words*
- CCVC words*
- Sentence building*

# SPEED READ

Children should read each word on the sheet accurately and fluently. If your child reads a word incorrectly ask them to segment the sounds and read the word again, otherwise reading the full word fluently is encouraged.







Can you read 10 words correctly in 30 seconds?



flan  
twin  
press  
grit  
brim  
stuff  
slap  
drum  
trim  
blob  
glum  
slog  
flit  
frill  
gloss  
swell  
grid  
smug  
flat  
drip

# WRITING WORDS

Your child should write the word that matches the picture. You may need to say the word more than once for your child. They should be encouraged to say the sounds as they write the word down.

		
— — — —	— — — —	— — — —
		
— — — —	— — — —	— — — —

Can you write a sentence using one of these words?

---

---

---

# TRACKING

This activity is to support left to right directionality. Ask your child to find the words/letters that are mixed up with other letters and words in each section. Encourage your child to move their finger under the letters until they find the word/letter they need. They could then circle the word/letter once they have found it.

## Tracking Unit: 7b

Can you find   ?

1. b b o x h off c y yell i p x K
2. x w off y l g y b yell o x
3. yell f v n b off w e p off b x a yell s y s

Can you find   ?

1. w will y e r well b i m l ll
2. p ll s i well b e m ll x will
3. ff u ll will s well i ff m x ll l well r w x b will

Can you find     ?

1. a buzz ss i miss r e o fuss d o Jeff a ff c ss six f
2. k l ff Jeff o ss miss s a fuss Jeff t miss buzz p z
3. fuss n s o Jeff i s o ss ll ff buzz s l f miss f o x

Can you find     ?

1. k ll x g ff f y w ss v zz l x ll p j ss o ff h f g zz
2. ss y c ff x zz s l f b ff x c ll y zz d l h ss y ff w



# SENTENCE BUILDING

*Cut up the words in each sentence, one sentence at a time. Ask your child to read each word and put them in order so they make sense. If your child needs a little help, dictate the sentence for them one word at a time. Then, they can stick the words on a piece of paper. Once they've done that, get them to read the sentence again.*

1

jog	Did	in	the
mud?	Mum		








2

the	The	jet.	lit
red	sun	up	

3

wok.	Jan	a	got
------	-----	---	-----

# PHONOPOLY

	crack									
	+ 2 points	+ 5 points	Challenge	+ 10 points	+ 2 points	+ 5 points	+ 10 points	+ 2 points		
thin	Place your challenge cards here.		<div style="text-align: center;">  </div> <ol style="list-style-type: none"> <li>Place your counters on start. Roll the dice, highest roll goes first.</li> <li>On your turn, roll the dice and move that number of spaces clockwise around the board.</li> <li>If you land on a coloured space, simply read the word correctly to get the points.</li> <li>If you land on a challenge space, pick up a challenge card. If you read it correctly you get the points on the card.</li> <li>If you land on chance pick up a card for a trick or a treat!</li> <li>First person to score 100 wins!</li> </ol>				Place your chance cards here.		doll	
+ 10 points	chip	+ 5 points					+ 5 points	jump	+ 10 points	+ 5 points
plan	+ 2 points			gasp	+ 2 points					
?	Chance				Challenge					
desk	+ 10 points			plug	+ 5 points					
skip	+ 5 points			smell	+ 10 points					
	+ 2 points	+ 10 points	+ 5 points	+ 2 points	+ 10 points	Chance	+ 5 points	+ 2 points		
	bang	neck	chum	drum	black	?	best	ship		



