






Here are some suggestions of learning you could provide for your children at this time.

Subject	Activities	Recommended Reads and Links
Writing	<ul style="list-style-type: none"> <li>Attached is a talk for writing booklet with set activities around the story 'The Amazing Adventures of Max'. Please complete the activities following the instructions on each page.</li> </ul>	
Phonics	<ul style="list-style-type: none"> <li>Complete the phonics activity booklet found on the school website—home learning—Reception.</li> </ul>	
Reading	<ul style="list-style-type: none"> <li>Continue to read daily at home. You have been given 'Bob on the Sill' to read. Use your phonic knowledge to read the short story. Reread the story each day to help build your confidence and become a fluent reader.</li> </ul>	Please see attached sheet.
Maths 	<ul style="list-style-type: none"> <li>Complete the daily maths quiz</li> <li>Number Blocks count to ten! Watch the video on the link:</li> <li>Number Blocks addition quiz! Follow the link to complete the fun game.</li> </ul> 	School Website <a href="https://www.youtube.com/watch?v=k4i6fu0bTQ8">https://www.youtube.com/watch?v=k4i6fu0bTQ8</a> <a href="https://www.bbc.co.uk/cbeebies/puzzles/numberblocks-adding-up-quiz">https://www.bbc.co.uk/cbeebies/puzzles/numberblocks-adding-up-quiz</a>
Science	See the attached sheet to follow the changing colour flowers science activity. Upload your pictures on to Tapestry or email to Ms Brazier at:  a.brazier101@evenwood.durham.sch.uk	
<b>Whole School Activities</b>		

**Drowning Prevention Week  
June 15th**

**The Royal Life Saving Society UK:**

Watch a video about water safety here: <https://www.youtube.com/watch?v=UDTmv4Sddvk&feature=youtu.be>

**SAFE:**

What does the acronym SAFE mean in the video?

- S
- A
- F
- E

**Hidden Dangers:**

In the picture attached, can you find all thirteen hidden dangers? The answers are attached too! Did any take you by surprise?

**Beach Flags:**

Can you find out the meanings of each of the beach flags?



Unit 7 CVC  
**Bob on the Sill**

It is well. Bob is on the sill.

Bob can not get in. He is wet.

"Let me in!" he says.

"I will let Bob in," Jill says.

Bob gets up on to the bed.

"It is a mess, Bob," says Jill.

# Colour Changing Flowers.

This activity will enable your children to see exactly how water is absorbed through the stem of the flower, to nourish the head of the flower.



This activity is an **amazing visual** for children.

The brightly coloured water will transform the white flowers within only a few minutes.

To do this science activity you will need the following materials -

- White flowers (chrysanthemums, roses or daisies would work well)
- Small containers or jars
- Water
- Food colouring

Fill each container with a small amount of water and ten drops of food colouring. Snip off the base of each flower and place into the coloured water.

## Making Predictions

Ask your children what they expect to happen. What do they expect to happen over time? Can they draw their predictions?

# Hidden Dangers



# Hidden Dangers

## Answers



