



# HOME LEARNING PHONICS PACK

Reception

W/B Monday 6<sup>th</sup> July

In this pack the children will cover;

- *CCVC, CVCC* words
- Word/letter tracking
- Sentence reading

## ACTIVITY: Speed read

Children should read each word on the sheet accurately and fluently. If your child reads a word incorrectly ask them to segment the sounds and read the word again, otherwise reading the full word fluently is encouraged.

Can you read 10 words correctly  
in 30 seconds?



yes sill  
mill vex  
mix tell  
huff

jazz will  
puff  
boss fell  
yap fox  
hill yet  
pill sax  
tiff less



## ACTIVITY: Tracking

This activity is to support left to right directionality. Ask your child to find the words/letters that are mixed up with other letters and words in each section. Encourage your child to move their finger under the letters until they find the word/letter they need. They could then circle the word/letter once they have found it.

### Tracking: Unit 7c

Can you find the words   ?

1. b o all a h are c are c all s i p l all are
2. are w all i s l g all j a u c are d are all

Can you find the words   ?

1. was t h for e v r f was b n for c l was for
2. p for y s was h was j m for i s r for was for

Can you find the sentences?

1. k Are z n all m the j logs w in v the J v box? a e

2. Is j o the j o ham v for w e the b six fat r cats? l

3. The c k hat z w for j u mum w s is on r a red jug.

4. All I the j pigs p i get a o n run w r in the o pen.

## ACTIVITY: Sentence Building

Complete one sentence at a time. Ask your child to read each word and put them in order so they make sense. If your child needs a little help, dictate the sentence for them, one word at a time. Then, they can stick the words on a piece of paper. Once they've done that, get them to read the sentence again.

1

fill	the	up	red
jug!	Let's		

2


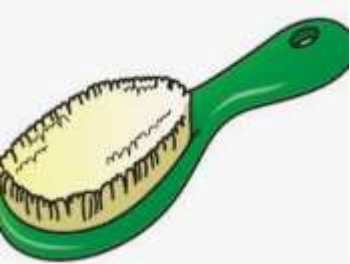




the	box.	tin	in
can	Toss		

3

fell	leg.	Ben	ran,
cut	and	his	

## ACTIVITY: Writing Words

Your child should write the word that matches the picture. You may need to say the word more than once for your child. They should be encouraged to say the sounds as they write the word down.

		
— — — —	— — — —	— — — —
		
— — —	— — — —	— — — —

Can you write a sentence using one of these words?

---

---

---

---

---



## WORD READING

These words all use sounds that were taught earlier in the year. Ask your child to read each word then trace over the word saying the sounds as they are writing. You could also make up a sentence using some of the words and ask your child to write them down as an extension task e.g. The crab can swim fast.

gruff plan slam smell sniff

crab plum grub swim twin

flag spot clip skip flop slug