



# HOME LEARNING PHONICS PACK

*Reception*

*W/B Monday 13<sup>th</sup> July*


*In this pack the children will cover;*

- 'sh' sound (remember this is two letters but it is just one sound)*
- CVCC words*
- CCVC words*
- Word/Letter tracking*
- Sentence building*

# SPEED READ

Children should read each word on the sheet accurately and fluently. If your child reads a word incorrectly ask them to segment the sounds and read the word again, otherwise reading the full word fluently is encouraged.

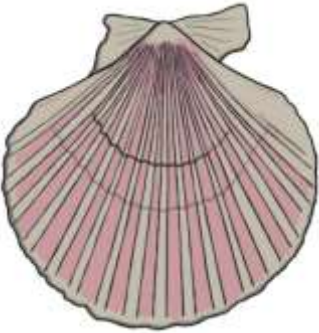
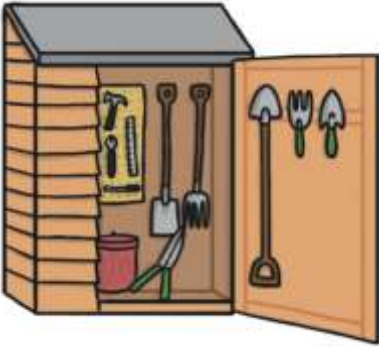




Can you read 10 words correctly in 30 seconds?



shed  
shop  
shell  
dash  
mash  
fresh  
crash  
shred  
shrub  
shrug  
cash  
wish  
flush  
blush  
shelf  
fish  
shift  
trash  
dish  
brush

# WRITING WORDS

Your child should write the word that matches the picture. You may need to say the word more than once for your child. They should be encouraged to say the sounds as they write the word down.

		
— — —	— — —	— — —
		
— — —	— — —	— — —

Can you write a sentence using one of these words?

---

---

---



# TRACKING

*This activity is to support left to right directionality. Ask your child to find the words/letters that are mixed up with other letters and words in each section. Encourage your child to move their finger under the letters until they find the word/letter they need. They could then circle the word/letter once they have found it.*

Can you find the words   ?

1. b a h c c i s i p l k
2. a w o i s l g i s j a u c

Can you find the words   ?

1. w t h e e v r f o r b n m c l
2. p f o r y s t h e h t h e j m f o r i s r

Can you find the words    ?

1. a s i T h e r e A w I s d o f l m A c p o T h e s o I s
2. k l g j I s m s T h e i p A t r I s p t T h e w e p A

Can you find the sentences?

1. k T h e z n m a n j f i s w w v o n J v a p j k t a p . e J

2. T h e j o c a t j o v i s w l e f o r b t h e z c r v e t . l h



# SENTENCE BUILDING

Cut up the words in each sentence, one sentence at a time. Ask your child to read each word and put them in order so they make sense. If your child needs a little help dictate the sentence for them one word at a time. Then, they can stick the words on a piece of paper. Once they've done that, get them to read the sentence again.

1			
had	big	a	fish
fat	Tom		
2			
Dad	and	went	the
to	shop	Ben	
3			
get	the	Did	man
a	shed?		



# SNAKES AND LADDERS

Grab a dice and have a game of snakes and ladders!



30. <b>jump</b>	29. <b>vet</b>	28. <b>huff</b>	27. <b>pet</b>	26. <b>step</b>
21. <b>crash</b>	22. <b>shop</b>	23. <b>clip</b>	24. <b>fresh</b>	25. <b>dim</b>
20. <b>black</b>	19. <b>bunch</b>	18. <b>get</b>	17. <b>went</b>	16. <b>drip</b>
11. <b>lamp</b>	12. <b>fin</b>	13. <b>smell</b>	14. <b>back</b>	15. <b>thin</b>
10. <b>rug</b>	9. <b>van</b>	8. <b>chip</b>	7. <b>fish</b>	6. <b>loft</b>
1. <b>belt</b>	2. <b>fresh</b>	3. <b>man</b>	4. <b>lump</b>	5. <b>gift</b>



